

### Mount Kits

**Mount Kits** include mount plates, vibrator bolt assemblies, switch, terminals, 12V or 24V solenoid, and 25' or 50' of #4 or #6 cable. **CEG/C2** has Mount Channel with 2 pre-drilled holes and #6 cable. **CEG/C3** has Mount Plate with drilled & tapped holes and #4 cable.

**Intermittent switch** is push button. **Continuous switch** is pull switch.

Model Number	For Vibrator Model	Intermittent Duty Part #	Continuous Duty Part #	Volage	Cable Length
Mount Kit CEG/C2	CEG-400-12	459220	459222	12V DC	25'
	CEG-800-12 CEG-1200-12	n/a	459223	12V DC	50'
Mount Kit CEG/C2	CEG-400-24	459240	459242	24V DC	25'
	CEG-800-24 CEG-1200-24	n/a	459243	24V DC	50'
Mount Kit CEG/C3	CEG-1800-12 <sup>A</sup>	459320	n/a	12V DC	25'
	CEG-2200-12 <sup>A</sup> CEG-2800-12 <sup>A</sup> CEG-3600-12 <sup>A</sup> CEG-4200-12 <sup>A</sup>				
		459321	n/a	12V DC	50'

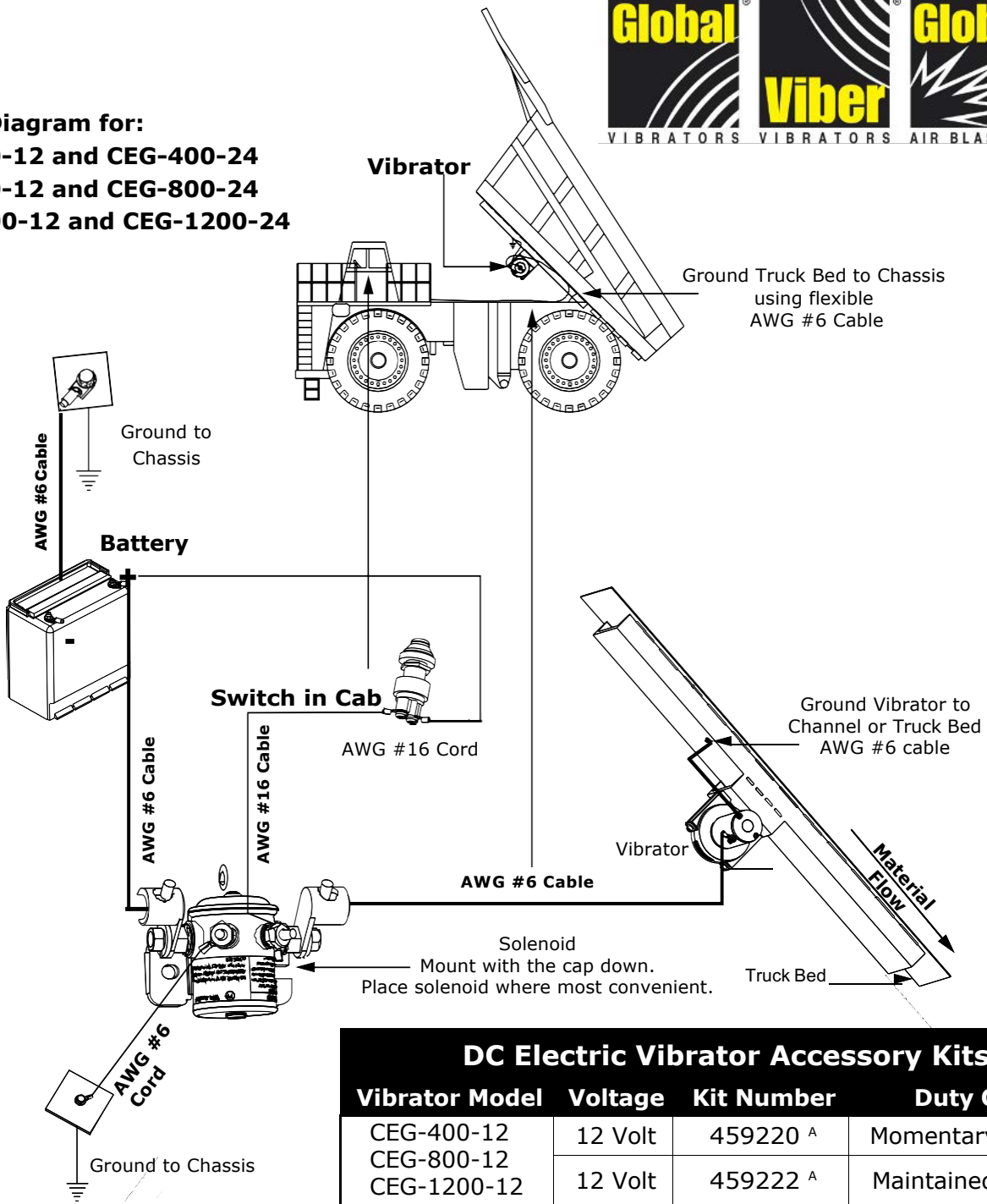
<sup>A</sup> These larger vibrators are rated for intermittent use only.

### Accessory Kits

**Accessory Kits** include all the above appropriate items but NO mount plate. Select continuous or intermittent duty, voltage and cable length.

Accessory Kit CEG/C2	CEG-400-12 CEG-800-12 CEG-1200-12	459225	459227	12V DC	25'
Accessory Kit CEG/C2	CEG-400-24 CEG-800-24 CEG-1200-24	459245	459247	24V DC	25'
Accessory Kit CEG/C3	CEG-1800-12 <sup>A</sup>	459325	n/a	12V DC	25'
	CEG-2200-12 <sup>A</sup> CEG-2800-12 <sup>A</sup> CEG-3600-12 <sup>A</sup> CEG-4200-12 <sup>A</sup>				
		459326	n/a	12V DC	50'

**Wiring Diagram for:**  
**CEG-400-12 and CEG-400-24**  
**CEG-800-12 and CEG-800-24**  
**CEG-1200-12 and CEG-1200-24**



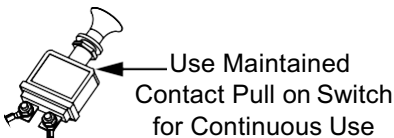
**DC Electric Vibrator Accessory Kits**

Vibrator Model	Voltage	Kit Number	Duty Cycle
CEG-400-12	12 Volt	459220 <sup>A</sup>	Momentary Contact
CEG-800-12		459222 <sup>A</sup>	Maintained Contact
CEG-1200-12		459222 <sup>A</sup>	Maintained Contact
CEG-400-24	24 Volt	459240 <sup>A</sup>	Momentary Contact
CEG-800-24		459242 <sup>A</sup>	Maintained Contact
CEG-1200-24		459242 <sup>A</sup>	Maintained Contact

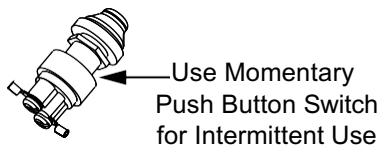
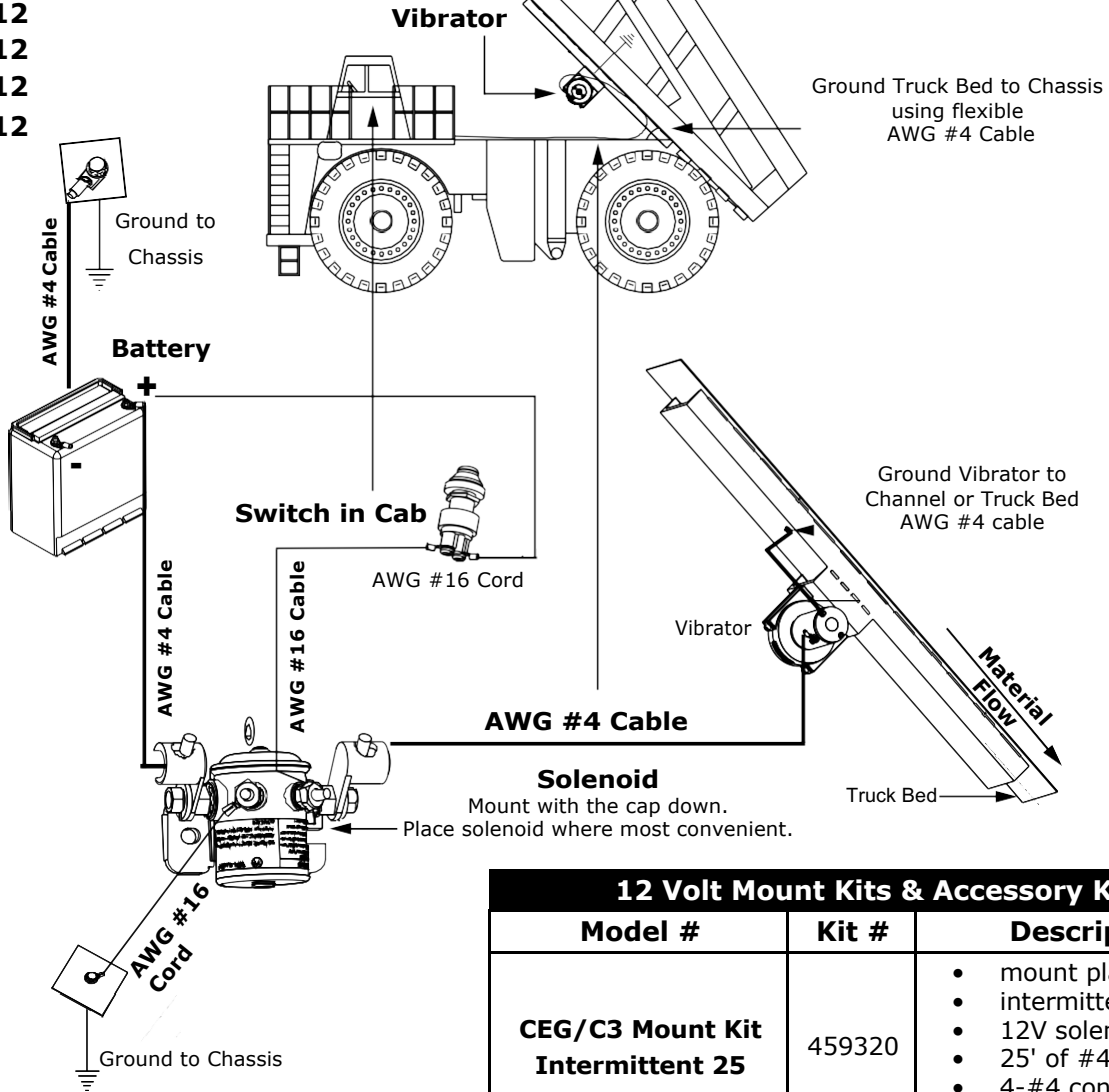
<sup>A</sup> Contains pre-drilled channel mount plate.

CEG-400,800, and 1200 are continuous duty motors. For intermittent use cycles select kit with momentary contact switch.

**Kits include:** Intermittent or Continuous Switch, 25 feet of #4 or #6 Battery Cable, Crimp Connectors, Flat Stock or Channel Mount Plate, and Mount Bolt Assemblies.



**Wiring Diagram for:**  
**CEG-1800-12**  
**CEG-2200-12**  
**CEG-2800-12**  
**CEG-3600-12**  
**CEG-4200-12**



**Note:** There should be one solenoid per vibrator. The switch can be wired to control two solenoids simultaneously.

12 Volt Mount Kits & Accessory Kits		
Model #	Kit #	Description
<b>CEG/C3 Mount Kit Intermittent 25</b>	459320	<ul style="list-style-type: none"> <li>mount plate &amp; bolts</li> <li>intermittent switch</li> <li>12V solenoid</li> <li>25' of #4 cable</li> <li>4-#4 connectors</li> <li>6-#16 connectors</li> </ul>
<b>CEG/C3 Mount Kit Intermittent 50</b>	459321	<ul style="list-style-type: none"> <li>mount plate &amp; bolts</li> <li>intermittent switch</li> <li>12V solenoid</li> <li>50' of #4 cable</li> <li>4-#4 connectors</li> <li>6-#16 connectors</li> </ul>
<b>CEG/C3 Accessory Kit Intermittent 25</b>	459325	<ul style="list-style-type: none"> <li>intermittent switch</li> <li>12V solenoid</li> <li>25' of #4 cable</li> <li>4-#4 connectors</li> <li>6-#16 connectors</li> </ul>
<b>CEG/C3 Accessory Kit Intermittent 50</b>	459326	<ul style="list-style-type: none"> <li>intermittent switch</li> <li>12V solenoid</li> <li>50' of #4 cable</li> <li>4-#4 connectors</li> <li>6-#16 connectors</li> </ul>

Distributed By: